

Parent Guide

How can I use this with my children?

Encourage your child to start at the bottom of each path, filling in the missing numbers by counting in 2s, 5s or 10s, according to the activity. Perfect for every season.

How does this help my children's learning?

These activity sheets are an engaging way of encouraging your child to practise counting in steps of 2, 5 and 10, a key year 2 objective. A great way to consolidate learning of these times tables.


Ideas for further learning:

Once your child has mastered counting forwards in steps of 2, 5 and 10, encourage them to count backwards in these steps. Next, roll two dice and ask your child to count in 10s from the number rolled.




Spring Missing Numbers

Counting in 2s




Summer Missing Numbers

Counting in 2s



Autumn Missing Numbers

Counting in 2s



Winter Missing Numbers

Counting in 2s

A collection of snowballs arranged in a path, each with a number or blank space for a number. The numbers are 18, 16, 18, 20, 16, 14, 10, 12, 10, 8, 4, 6, 2, 4, 2.



Spring Missing Numbers

Counting in 5s

50

30

5


40

30

15


Summer Missing Numbers

Counting in 5s



Autumn Missing Numbers

Counting in 5s



Winter Missing Numbers


Counting in 5s

A collection of snowballs arranged in a grid-like pattern. Some snowballs contain numbers, while others are blank. The numbers are: 45, 50, 40, 45, 40, 35, 25, 30, 25, 20, 10, 15, 5, 10, 5.




Spring Missing Numbers

Counting in 10s




Summer Missing Numbers

Counting in 10s



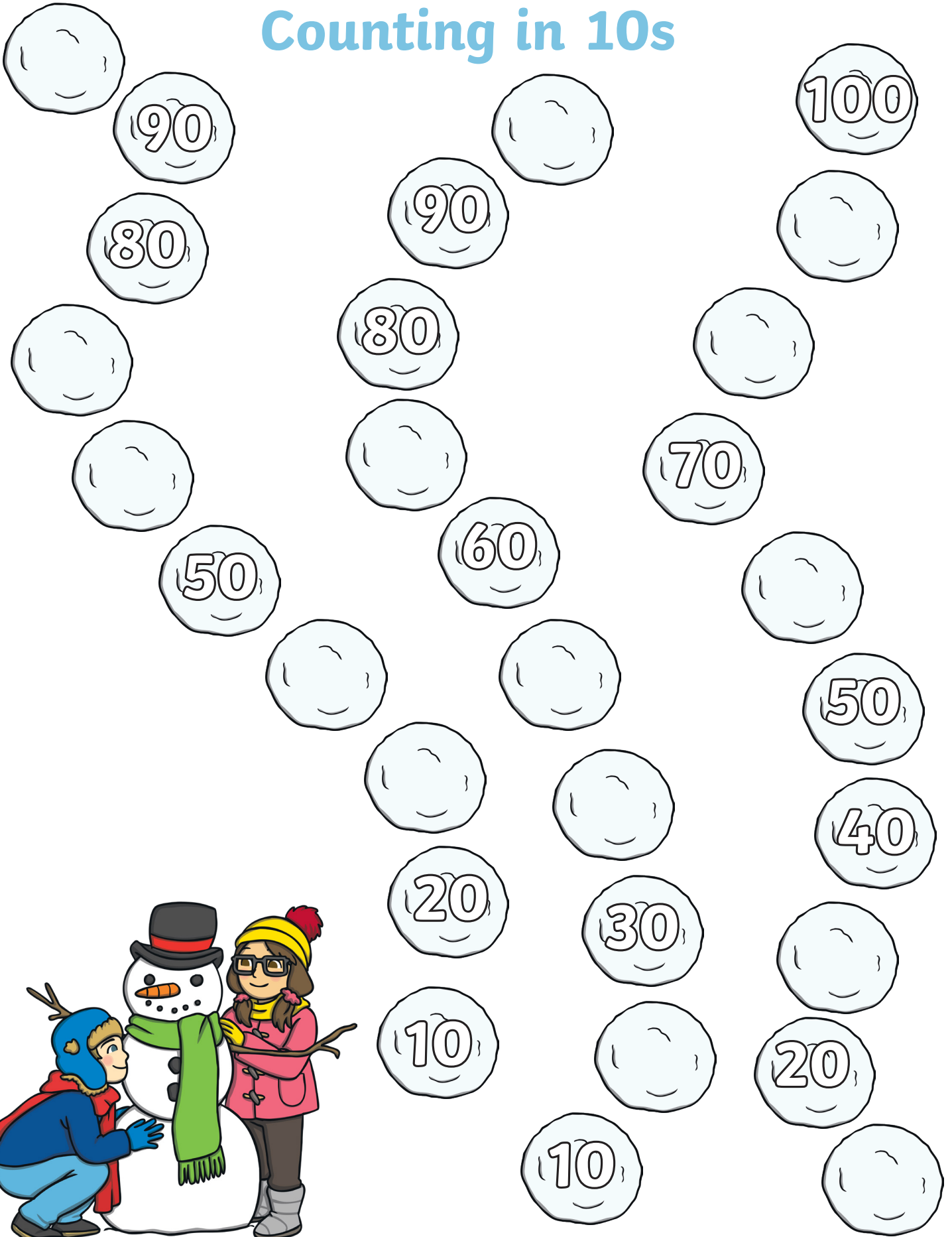
Autumn Missing Numbers

Counting in 10s





Winter Missing Numbers

Counting in 10s





If you enjoyed this resource, why not try...

Counting in 2s, 5s and 10s Multiplication



2s, 4s, 5s and 10s on Fidget Spinners Cut Outs

Count in 2s, 5s and 10s Activity



Three Times Table Activity Booklet

If you need us, just get in touch - contact twinklcares@twinkl.co.uk visit twinkl.com/parents

Explore and Discover More

