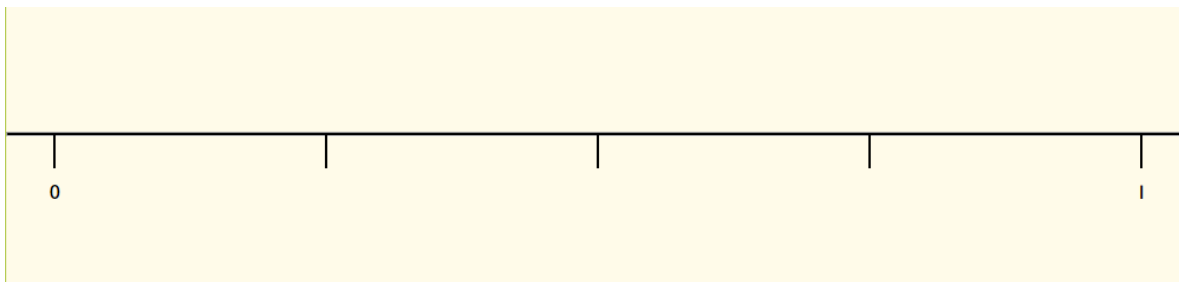






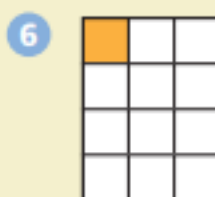
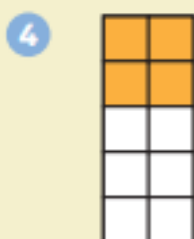
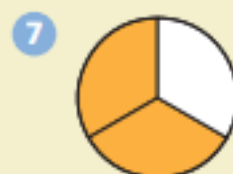
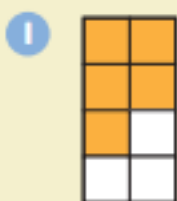


The number line above shows the fractions placed on a number line from 0 to 1.



Look at how many landmarks there are on the line above. What fractions do you think would be placed on those landmarks?

Write what fraction of each shape is shaded. Then copy the matching number line and mark on the fraction.



Draw your own shape and shade a fraction of it.
Then draw a matching number line for the fraction.