

OTESFORSCHOOLS

Home Learning Guide



Be informed.



Be curious.




Be heard.



Welcome to VotesforSchools!

Each week, VotesforSchools provides lessons to pupils all over the country, asking them about the issues that matter to them. Their votes are recorded and sent out to charities, organisations & decision-makers to help make a difference.



This doesn't stop while schools are closed either. Until things go back to normal, we'll be making this weekly guide to help you and your families learn at home! This week, your pack includes:



1 Top tips for learning at home

2 Taking your VotePack further

3 Learn something new

Questions or suggestions? Get in touch on social media @votesforschools!



#OTESATHOME

1 Top tips for learning at home



Learning from home can be difficult for everyone in the family, but we've got some top tips to keep you on track for the next few weeks.

1 Plan it out

If you haven't already, **create a timetable** showing everybody when you will be **working and when you will take breaks.**

Day	9am	10am	11am
Monday	PE	Maths	Snack break
Tuesday	History	VfS!	Snack break



Geography



History



Science



PSHE



Music



Art

2

Reading, writing and Maths are important, but **don't forget about the other subjects** too!

Can you **include these subjects in your timetable?** There are some ideas for how you can **keep learning** on pages 9-10.

Religious Education (RE)



Physical Education (PE)

1 Top tips for learning at home



3 Sometimes, you might **spend a long time on one subject and want to mix things up a bit!** Why not spend some time teaching yourself to do other things, like cooking or cleaning?

Remember, this all still counts as learning!

4 Working on your own can get quite lonely, so **make sure you spend some time with your family too.**

You could ask someone to **do a lesson with you**, or make sure you **talk to someone when you're having a break!**



5 Just because you're not at school **doesn't mean you can't learn with friends...**

Ask an adult to set up a video call with one of your classmates, so you can work together. Two brains are better than one!



1

Top tips for learning at home



But don't just take our word for it, here's some of the advice that pupils across the country have recommended!



"Family or friends who have passed their GCSEs can help out with certain subjects they liked - e.g. my cousin liked maths and occasionally helps me out."

Haltom Community College



"Also, at home, people can use things like music to help boost learning and prevent boredom, so I have used that."

Colchester County High School for Girls



"I work with people who have the same work as me and we do it together."

Wath Academy



"If you find you're not focusing well, take some time off and come back to it later."

Wellsway School



"Don't stress and just keep your mind active. For example, for History I'm watching documentaries and writing essays on them, so keep it simple."

Outwood Academy Acklam



"When you have schoolwork that you just can't understand, you can Google it to look for videos that can break down each step for you."

Meridian High School

"Turn electronics off, keep hydrated, take your time, stick to schedule and, most importantly, to make the most of it while we can."

Great Wyrley High School



2 Taking your VotePack further


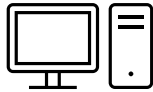
1 Choose an animal



First, choose an animal that you would like to talk about. You will need to learn all about this animal, so go for one that you like!

Create an animal talk
Imagine that you work in a zoo or as a narrator for an animal documentary. Can you create a speech about an animal to teach your family and friends?

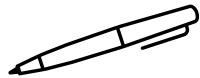
2 Research




Next, you will need to find out as many interesting facts as you can about the animal, such as where they live, what they eat and whether they live in groups or alone.





3 Write your speech



Make sure to add in your own ideas to your speech – your audience will get bored if you're just reading lots of facts! You will also need an introduction, a main paragraph and an ending.



4 Present!



Lastly, read your speech to a friend or family member. You could even film it!

2 Taking your VotePack further

This is a map of London Zoo...

Where are the **owls**?

C1

Where is the **aquarium**?

?

Where are the **tigers**?

?

Where is the **zoo entrance**?

?

Where are the **three train stations**?

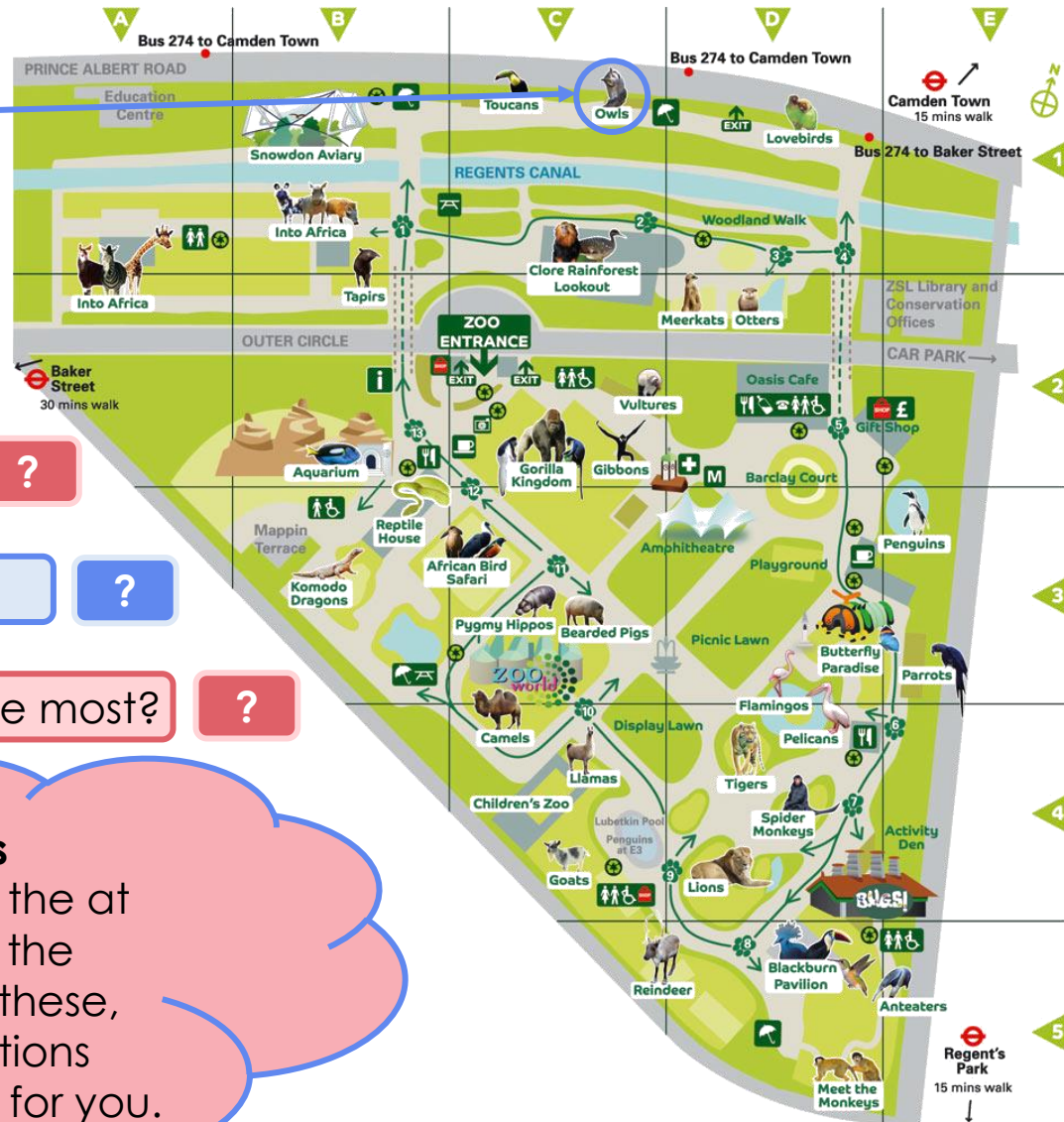
?

Which area **would you like to visit** the most?

?

Getting your bearings

Take a look at the letters at the top of the map, and the numbers at the side. Using these, can you answer the questions above? One has been done for you.



- Men's toilets
- Food & drink
- First Aid & lost children
- Cashpoint
- Information
- Women's toilets
- Snacks (seasonal)
- Baby changing & feeding
- Gift shop
- Picnic Area
- Disabled visitor's toilets
- Shelter for visitors
- Membership
- Recycle point
- Souvenir Photographs
- Green line trail
The green line trail takes you around the whole zoo

2 Taking your VotePack further



Nature trail

Next time you go outside, why not go on a nature trail? How many of these things can you spot in your local area (or even in your garden!)?

Birds' nests



Rabbits' burrows



Pond creatures



Badgers' setts



Insects under logs



Can't spot any?

If you're struggling to see these in your local area, click the icon to watch a video showing many more types of wildlife you can spot where you live!

0:00-
2:15



3 Learn something new

Maths




Hit the Button

Playable on phones, laptops and tablets, **Hit the Button** allows you to practise **number bonds, times tables and doubling & halving** in a quick & easy way. Click the image to try it out!

Music

Splice

Ever wanted to make your own music? Now you can! **Splice Sounds** lets you create your **own tracks**, just by clicking the coloured squares. **Click the image to try it out.**



Reading



Free audiobooks

Bored of reading instructions & information online each day? Why not try listening to **a free audiobook** from World Book Day for a break?. **Click the image** to see what's available!

3 Learn something new

Modern Languages

Duolingo Kids

There are many free apps for learning different languages! For **French & Spanish**, **Duolingo Kids** provides games to help learning. **Click the image** to see it in the App Store.



PSHE



Interland

Being online is more important now than ever. **Interland**, created by Google, teaches you how to **stay safe online** through a set of games. **Click to image to play.**

Science

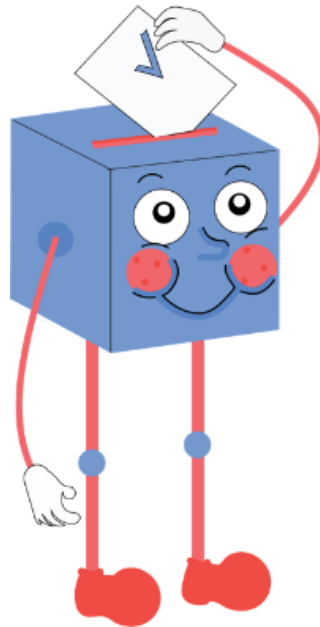
Operation Ouch

Everything from **gardening to seeing how food is cooked is a type of science** that you can do at home! However, if you're looking for some more interesting facts, **click the image for some great videos!**



You can find more of our resources at:

votesforschools.com/downloads



Be informed. Be curious. Be heard!

If you have any issues, feedback or comments, email
amy@votesforschools.com!