

OTESFORSCHOOLS

Home Learning Guide



Be informed.



Be curious.




Be heard.

Welcome to VotesforSchools!



Each week, VotesforSchools provides lessons to pupils all over the country, asking them about the issues that matter to them. Their votes are recorded and sent out to charities, organisations & decision-makers to help make a difference.



This doesn't stop while schools are closed either. Until things go back to normal, we'll be making this weekly guide to help you and your families learn at home! This week, your pack includes:

1 Top tips for learning at home

2 Taking your VotePack further

3 Learn something new

Questions or suggestions? Get in touch on social media @votesforschools!



1

Top tips for learning at home



Creating and sticking to a schedule is key if you want to make sure you're covering all your subjects. So here are some of our Top Tips:

1 Plan it out

If you haven't already, create a timetable of what you need to learn. Remember to include every subject, not just the ones you like!

| Day | 9-9:50 am: | 10-10:50 am: | 11-11:50 am |
|----------------|------------|--------------|-------------|
| Monday | PE | Maths | English |
| Tuesday | History | Art | PSHE |



Mix it up

2

Doing one thing for a long time can feel boring and demotivating – so mix it up! You could do something more difficult followed by something you enjoy, or something academic followed by something active.

3 Schedule regular breaks

When you're making your schedule, don't forget to pencil in time to take breaks – 10 minutes every hour should do the trick! This will help you keep your focus and stop you feeling overwhelmed.



1 Top tips for learning at home

Prioritise deadlines

4



Create your timetable based on when things are due: start with the subjects that have the earliest deadlines and get them out of the way. If you have a deadline that's a week away or more, maybe break it up into chunks and do a bit each day. Try not to leave things to the last minute!

5 Work out what works for you

Everyone works in different ways, so try planning your work around what suits you. What time of day do you work best? Does starting the day with exercise help you focus? Do you feel more creative in the morning or afternoon?



Be open to change

6

Don't just stick to the same schedule week in and week out, give something different a go to keep things interesting. Remember, a lot of working at home is just trial and error!



1

Top tips for learning at home



Some of our pupils are ahead of the game when it comes to scheduling. Check out some of their advice below:

"I do the work by due date - do the work that is due first to make sure I don't hand any work in late."

Royal Alexandra & Albert School



"Putting your phone upstairs and thinking of rewarding yourself after your work helps. Also, listening to calming, instrumental only music helps to concentrate and to not be distracted."

Stanway School



"To make sure that you get all of your tasks done, write them down using a daily planner, to keep on top of everything."

Wath Academy



"If you have pushed yourself - treat yourself. It's scientifically proven that if you do 25-30 mins of work you should have a five minute break to refresh your brain."

Wellsway School



"I'm trying to stick to my school day schedule as much as possible. As I'm an A-Level student that means completing at least an hour of learning for each subject each day."

Sutton Coldfield Grammar School for Girls

"Get ready like you would on a school day and get into the right mood to start the day to learn."

The Crestwood School



"I made a timetable and followed it. I set a task that I finish every day before 5 o'clock."

Allenbourn Middle School




2 Taking your VotePack further

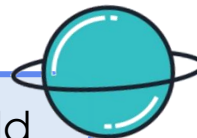
Design a planet!

Try designing your own planet, thinking carefully about what it would and wouldn't include. Use the hints to help you.

What would your planet be **called**?




What **colour(s)** would your planet be?




How **big** would your planet be?



Who would live on your planet?



Which things would you **take with you** from Earth?



What **jobs** would there be on your planet?



What **rules** would your planet have?



2 Taking your VotePack further



Need some help?

Click on the finished rocket to see a step-by-step tutorial to make this exact rocket!

Create a rocket ship!

To get to your planet, you will need a rocket ship. Using things you have at home, could you draw or even make one?



Challenge!

Want to make your rocket take off? Click the image to see a video about how you can make it happen using ingredients from your cupboards!



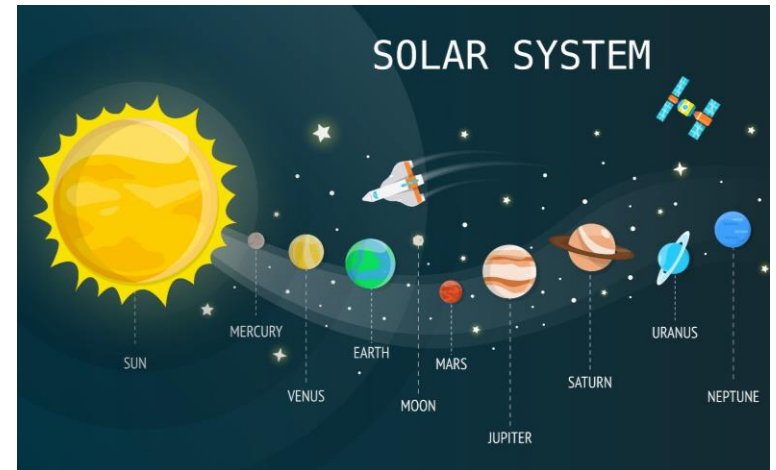
0:00-
1:44

2 Taking your VotePack further



Solar Exploration!

You now know about Mars, but what about the other planets in our solar system? Create a factfile for each, finding out how each one is similar or different to Earth.

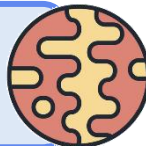


What is the average **temperature** on each planet?

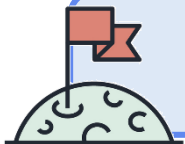


How is the **terrain** different to Earth?

What **size** is each planet?



How **long is a year** on each planet?



How long would it take to **travel** to each planet?



Terrain:
The features of the land, such as mountains, seas and rivers.

3 Learn something new

Everything!

Oak National Academy

From writing your own news report to learning how to beatbox, Oak National Academy has it all. Use their site for all your school needs, and you can even follow their timetable.



OAK
NATIONAL
ACADEMY

History




What you need to know about VE Day

Learn more about VE Day with the Imperial War Museum, including what celebrations were going on, how the Germans already knew they'd lost, and *that* famous speech by Winston Churchill.

Reading

The Book of Hopes

Check out a free collection of short stories, poems, essays and pictures from more than 110 children's writers and illustrators, including Lauren Child, Anthony Horowitz, Greg James & Chris Smith, Michael Morpurgo, Axel Scheffler, and Jacqueline Wilson. Click the image to take a look!



3 Learn something new

Creative Writing



Creative Writing Tutorial

Are you interested in creative writing but need a bit of structure and guidance to help you along? Click the image to see a write-along workshop! Can't do the full hour? Check the YouTube Notes section and you can skip to the part that appeals to you.

Nature

Zoos around the world!

Looking for some heartwarming entertainment to enjoy from the comfort of your own home? Country Living have rounded up the best animal live streams from around the world you can watch online for free! From penguins in San Diego to badgers in Cumbria, click the image, pick your zoo, and enjoy!



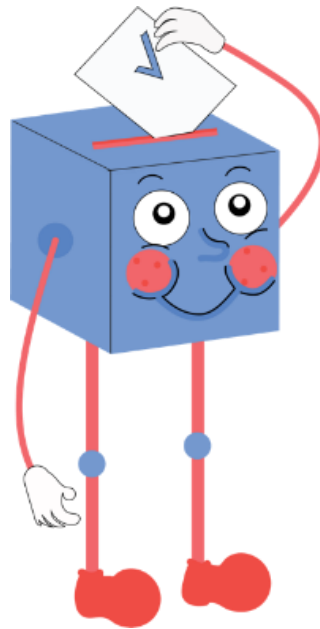
Coding

HOUR
OF
CODE

CODE

While we can't visit Mars, we rely on Artificial Intelligence (AI) to find out things for us. Discover more about AI while brushing up on your coding skills for this Hour of Code, or choose a different programme to try. Simply click the image to get started.

You can find more of our resources at:
votesforschools.com/downloads



Be informed. Be curious. Be heard!

If you have any issues, feedback or comments, email
amy@votesforschools.com!