

Making Perfume



Can you work out how Jabir Ibn Hayyan and Al-Kindi might have used the following equipment to make perfume? Draw how you think they would have done this in one of the boxes below and write instructions in the other. Next you will check the method with your teacher and make any corrections.


sticks
string

orange peel
small square of fabric

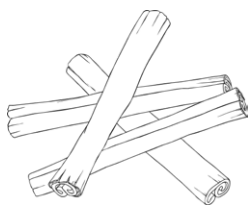
candle
a cork

ice
a bent wooden tube

cups



Now you are going to plan your own perfume. Look at the ingredients available and decide which you would like to use to make your perfume. Think about the type of scent you would like to make: citrus, floral, fresh, exotic etc. Choose your ingredients carefully and keep it simple. Too many ingredients could spoil the overall effect you are trying to create.



cinnamon



rose petals



honey



mint



rosemary



lavender




orange or lemon peel



vanilla

Making Perfume - Answers



Step 1:

Attach sticks together using string to make a stand.

Step 2:

Half-fill a cup with water and place it on the stand.

Step 3:

Push the bent end of the wooden tube through the cork.

Step 4:

Wrap-up the orange peel in the fabric and hang it from the cork.

Step 5:

Position the cork and tube over the cup so that the fabric parcel hangs above the water in the cup.

Step 6:

Allow the straight end of the wooden tube to slope down into a second cup which is placed inside a larger cup filled with ice.

Step 7:

Light a candle by rubbing sticks together to create a flame and place it beneath the cup. Any loose sections can be secured with string and/or fabric.

The Process:

The candle will heat the water and orange peel creating a mixture of steam and orange oil vapour. The vapour will travel through the tube and collect in the cup as the ice cools the mixture back down. The orange oil will float on the condensed water and can be collected as perfume.