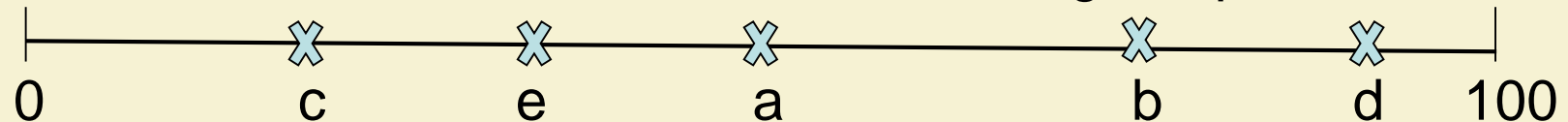


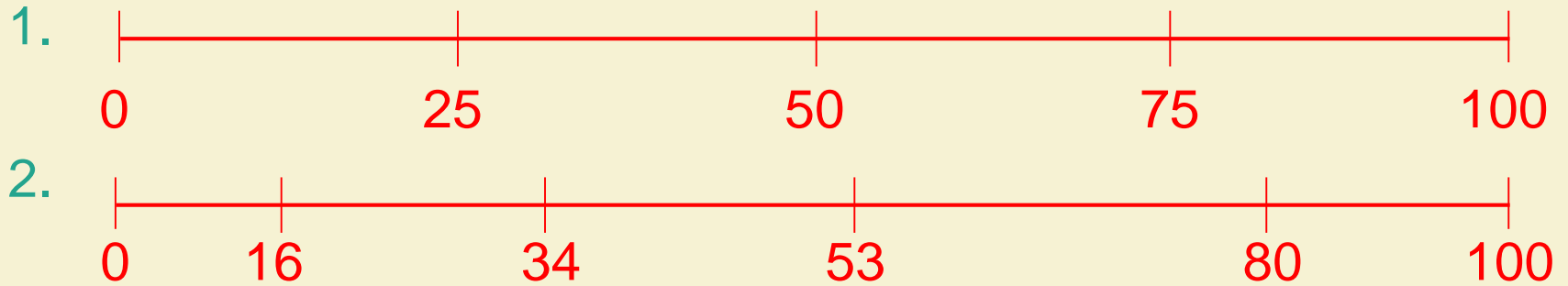
Number line positions

1. Draw a 0 to 100 number line and mark these numbers: 50, 25, 75 and 10.
2. Draw a 0 to 100 number line and mark these numbers: 53, 80, 34 and 16.
3. Write down which number each letter might represent

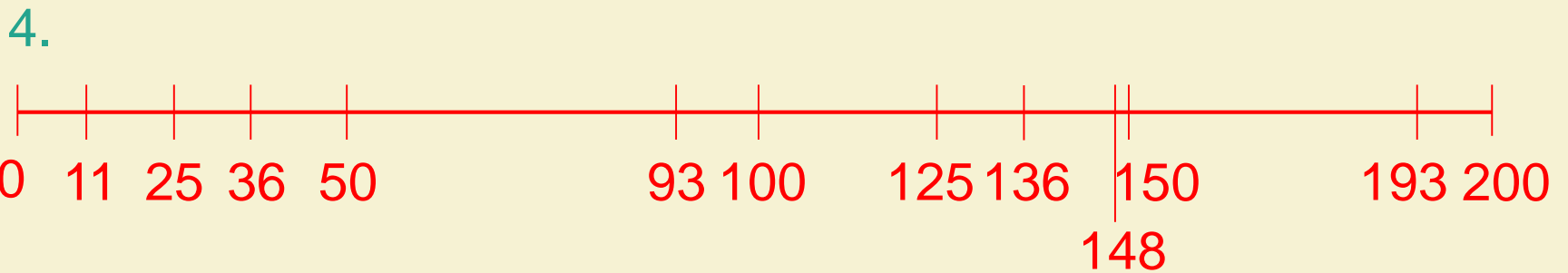


4. Draw a 0 to 200 number line and mark these numbers: 150, 50, 100, 25, 125, 36, 136, 93, 193, 11, 148.
5. Draw some number lines. Choose multiples of 100 to put at each end. Mark the middle number for each line.

Number line positions



3. Write down which number each letter might represent
a = 50 b = 75 c = 20 d = 90 e = 35



5. Draw some number lines. Choose multiples of 100 to put at each end. Mark the middle number for each line.