



Art and Design

Portraits

Making Collage Portraits






Aim

- I know that Picasso made abstract portraits.
- I can use collage materials to make an abstract portrait.



Success Criteria

- I can talk about Picasso's abstract portraits.
 - I know the differences between a realistic portrait and an abstract portrait.
 - I can cut and stick different materials onto my portrait.
 - I can stick features onto my portrait in unusual places.
- 

Picasso Tried Something New

Picasso was a Spanish artist and is one of the most famous artists in the world.

Click the button to watch a video about Pablo Picasso and his work.




Photo courtesy of freeparking (@flickr.com) - granted under creative commons licence - attribution

Picasso's Cubist Portraits

Cubism began between 1907 and 1911.
Picasso is considered to be the inventor
or Cubism.

In Cubist artwork, an artist looks at an
object and breaks it up, and represents it
in an abstract form.

Cubist paintings are not realistic, and
are made up of lots of shapes.

Picasso's Cubist paintings were very
different to the art he had made before.





Photo courtesy of teadrinker (@flickr.com) - granted under creative commons licence - attribution



The Weeping Woman (1937)
by Pablo Picasso

Photo courtesy of oddsock (@flickr.com) - granted under creative commons licence - attribution



Portrait De Dora Maar (1937)
by Pablo Picasso

Photo courtesy of y.caradec (@flickr.com) - granted under creative commons licence – attribution




Seated Woman Resting on Elbows (1939)
by Pablo Picasso

Photo courtesy of citizen59 (@flickr.com) - granted under creative commons licence - attribution

Comparing Portraits



How are these portraits different?



Photos courtesy of citizen59, markldiaz (@flickr.com) - granted under creative commons licence - attribution

Making a Collage Portrait



Use the magazines and pages on your table to cut out features.

Stick them on your paper to make a face.

You can put the features anywhere you like – it's best if they don't go in the right place!

Use other shapes and materials to make your portrait bright, colourful, and interesting.

What do You Think?



Do you prefer Picasso's realistic or abstract portraits?



Why?

Which did you prefer making?

Was one easier to make than the other?

Photo courtesy of y.caradec, uhuru1701 (@flickr.com) - granted under creative commons licence - attribution

Aim



- I know that Picasso made abstract portraits.
- I can use collage materials to make an abstract portrait.

Success Criteria

- I can talk about Picasso's abstract portraits.
- I know the differences between a realistic portrait and an abstract portrait.
- I can cut and stick different materials onto my portrait.
- I can stick features onto my portrait in unusual places.

