





Class 4
Timetable to follow for the Week Beginning 22nd February

Monday	Reading	SPAG	Maths	Afternoon lessons
	<p>Comprehension Book 2 Grrr Pages 8 and 9 Read the text. Use DOG strategies to answer the questions</p>	<p>Watch: https://classroom.thenational.academy/lessons/to-practise-and-apply-prefixes-including-test-68t3ct?activity=video&step=1</p> <p>Then complete pages 68 and 69 about Prefixes 'dis' and 'mis'</p>	<p>15 minutes on TT Rock Stars</p>  <p>Use Maths Study Guide (red book) page 46 and watch: https://classroom.thenational.academy/lessons/compare-and-order-acute-obtuse-and-reflex-angles-6dhk6d?activity=video&step=2&view=1</p> <p>Complete Comparing angles in your question book Pages 54 -55</p>	<p style="text-align: center;"><u>Science</u></p>  <p><u>LC: Can I describe and explain sound sources?</u> Read through the Science lesson 2 PowerPoint and then complete the Lesson 2 task either around the school or around your house.</p>
Tuesday	Reading	SPAG	Maths	Afternoon lessons
	<p>Choose a text you have been allocated on Bug Club Read the text and answer the comprehension questions – we will be checking!</p>  <p style="text-align: center;">Bug Club</p>	<p>Watch: https://classroom.thenational.academy/lessons/to-investigate-more-prefixes-6nj3cr?activity=video&step=1</p> <p>Then complete pages 70-71 about Prefixes 'in' 'il' 'im' and 'ir'</p>	<p>15 minutes on TT Rock Stars Use Maths Study Guide (red book) page 47 and watch from 3 minutes and 26 seconds: https://classroom.thenational.academy/lessons/to-identify-lines-of-symmetry-in-2-d-shapes-</p>	<p style="text-align: center;"><u>French</u></p> <p>Listen and repeat phrases from last week. Complete table to show your likes and dislikes.</p> <p style="text-align: center;"><u>PE</u></p> <p>Work out with Joe Wicks https://www.youtube.com/watch?v=OVHkFJ8nqPw</p>

Class 4

Timetable to follow for the Week Beginning 22nd February

			64tk6e?activity=video&step=2 &view=1	
			Then complete Finding Lines of Symmetry in your question book. Page 56	
Wednesday	Reading	SPAG	Maths	Afternoon lessons
	Comprehension Book 2 Julius Caesar's Goat Pages 10-11 Read the text. Use DOG strategies to answer the questions	Read the PowerPoint called, 'Prefix 'super' 'anti' 'auto' Then complete pages 72 and 73 about prefixes 're' 'anti' and 'auto'	15 minutes on TT Rock Stars Use Maths Study Guide (red book) page 48 and watch from 2 minutes and 45 seconds: https://classroom.thenational.academy/lessons/to-complete-a-simple-symmetrical-figure-74wpat?activity=video&step=2&view=1 Then Completing Symmetrical Shapes in your question book. Page 57	<u>RE</u> <u>LC - Can I retell the Easter Story?</u> Read through the PowerPoint slides (as many times as you need to). Activity: Either write a summary of the story in your pink books or complete the story boards. Challenge yourself type into the storyboard and add pictures if you can.
Thursday	Reading	SPAG	Maths	Afternoon lessons
	Choose a text you have been allocated on Bug Club Read the text and answer the comprehension questions – we will be checking!	Watch: https://classroom.thenational.academy/lessons/to-investigate-more-prefixes-6cwkcd?activity=video&step=1 Then complete pages 74-75 Prefixes 'sub' 'super' and 'inter'	15 minutes on TT Rock Stars Use Maths Study Guide (red book) page 49 and watch: https://www.bbc.co.uk/bitesize/topics/zgthvcw/articles/z96k9qt Complete Coordinates in your question book.	<u>Topic</u> <u>C: Can I write about toys in the 1920s?</u>

			Page 58	<p><u>Main class activity:</u> Using all the information in this PowerPoint about toys in the 1920's, create a poster for a shop that sells some of these famous toys. Include Teddy. You can either create a poster in the doc file in google classroom or work in your pink book to draw your poster.</p> <p><u>Challenge:</u> Write a letter as a 1920's child explaining why your parents should buy you these toys and explain which toys are available in the market. It should be a persuasive letter.</p> <p><u>Activity for Mrs Mansell's and Ms Patel's group:</u> match pictures and names of the toys. Ext: Can you type in a sentence about each of the matched toys? Use the space below the matching</p>
--	---	--	---------	---

Class 4

Timetable to follow for the Week Beginning 22nd February

				pictures activity. Use the words from the boxes.
Friday	Reading	SPAG	Maths	Afternoon lessons
	<p>Comprehension Book 2 Armoured Dinosaurs Pages 12 – 13 Read the text. Use DOG strategies to answer the questions</p>	<p>Watch: https://www.bbc.co.uk/teach/class-clips-video/english-ks2-wonderful-words-suffixes-part-1/zdnd7nb Then complete Suffixes – Double letters Pages 76-77</p>	<p>15 minutes on TT Rock Stars Watch Translation - Part a And b https://www.bbc.co.uk/bitesize/articles/zk7dg7h Complete Translations in your question book. Page 59</p>	<p><u>Music</u> Charanga <u>DT</u> This week, you will be researching some designs for handkerchief dolls which were very common toys in the 1920's. Find some designs using research and draw one or two that you like in your pink book. Also, you need to start collecting materials to make either a teddy or a handkerchief doll. Remember, you are not making anything yet, only collecting materials. Teddy: you might need a dark brown material for teddy outline, cotton wool for stuffing, buttons for eyes. Handkerchief doll- you will need a large handkerchief, buttons for eyes, felt tip pen to draw other face features of your toy.</p>