








Class 4

Timetable to follow for the Week Beginning 22<sup>nd</sup> February

Monday	Reading	SPAG	Maths	Afternoon lessons
	<p>Comprehension Book 2 <b>The Diary of a Killer Cat</b> Pages 2 &amp; 3 Read the text. Use DOG strategies to answer the questions</p> 	<p>Watch <b>from 4 minutes 19 seconds:</b> <a href="https://classroom.thenational.academy/lessons/to-explore-the-function-of-apostrophes-6xj66d?activity=video&amp;step=1">https://classroom.thenational.academy/lessons/to-explore-the-function-of-apostrophes-6xj66d?activity=video&amp;step=1</a></p> <p>Then complete <b>Apostrophe practice</b> on pages 58 and 59.</p> 	<p>15 minutes on TT Rock Stars</p>  <p>Use <b>Maths Study Guide (red book)</b> page <b>38</b> and watch: <a href="https://vimeo.com/499229510">https://vimeo.com/499229510</a></p> <p>Then complete pages 46 – 47 on <b>Area</b> in your question book. Questions 1 – 3 Challenge: Q4</p>	<p><b>Science</b> <b><u>Why is the sound that Little Mix makes enjoyed by so many?</u></b></p> <p>This half term we will be looking at Sound.</p>  <p>Begin by typing what you already know about sound then read the Science Lesson 1 PowerPoint and complete the Lesson 1 task. You will need a metal hanger or anything metal.</p>
Tuesday	Reading	SPAG	Maths	Afternoon lessons
	<p>Choose a text you have been allocated on <b>Bug Club</b> Read the text and answer the comprehension questions – we will be checking!</p>  <p><b>Bug Club</b></p>	<p>Watch: <a href="https://classroom.thenational.academy/lessons/to-practise-speech-punctuation-rules-cdj34e?activity=video&amp;step=1">https://classroom.thenational.academy/lessons/to-practise-speech-punctuation-rules-cdj34e?activity=video&amp;step=1</a></p> <p>Then complete <b>Punctuating speech</b> on pages 60 and 61.</p>	<p>15 minutes on TT Rock Stars</p> <p>Use <b>Maths Study Guide (red book)</b> page <b>39</b> and watch: <a href="https://www.bbc.co.uk/bitesize/clips/z9tn34j">https://www.bbc.co.uk/bitesize/clips/z9tn34j</a> and <a href="https://www.bbc.co.uk/bitesize/clips/z7j2hyc">https://www.bbc.co.uk/bitesize/clips/z7j2hyc</a></p> <p>Then complete pages 48 and 49 about <b>Money in your question book.</b> Questions 1 -5 Challenge question 6.</p>	<p><b>French</b> Listen and repeat phrases for likes and dislikes. PE <a href="https://www.youtube.com/watch?v=sIWSKoIP3vc">https://www.youtube.com/watch?v=sIWSKoIP3vc</a> Work out with Joe Wicks</p>


Class 4

Timetable to follow for the Week Beginning 22<sup>nd</sup> February

Wednesday	Reading	SPAG	Maths	Afternoon lessons
	<p>Comprehension Book 2 <b>Geocaching</b> (Pages 4 &amp; 5) Read the text. Use DOG strategies to answer the questions</p> 	<p>Watch: <a href="https://www.bbc.co.uk/bitesize/clips/zvftsbk">https://www.bbc.co.uk/bitesize/clips/zvftsbk</a></p> <p>Then complete <b>Punctuating speech with! or?</b> on pages 62 and 63.</p>	<p>15 minutes on TT Rock Stars</p> <p>Use <b>Maths Study Guide (red book)</b> page <b>40</b> and watch: <a href="https://classroom.thenational.academy/lessons/understanding-that-clocks-have-more-than-one-scale-64wpae">https://classroom.thenational.academy/lessons/understanding-that-clocks-have-more-than-one-scale-64wpae</a></p> <p>And <a href="https://classroom.thenational.academy/lessons/reading-analogue-time-to-the-nearest-minute-cdgkjd?activity=video&amp;step=2&amp;view=1">https://classroom.thenational.academy/lessons/reading-analogue-time-to-the-nearest-minute-cdgkjd?activity=video&amp;step=2&amp;view=1</a> Skip the quiz at the start.</p> <p>And <a href="https://classroom.thenational.academy/lessons/reading-and-ordering-time-presented-in-different-ways-64uk8c?activity=video&amp;step=1">https://classroom.thenational.academy/lessons/reading-and-ordering-time-presented-in-different-ways-64uk8c?activity=video&amp;step=1</a></p> <p>Complete page 50 called <b>Clocks</b> in your question book.</p>	<p><u>RE</u> <u>Why is Easter so important to Christians?</u> <u>LC – Can I explain the period know as Easter?</u></p> <p>Read through the google slides, it tells you all about the events during the Easter period. Activity: using the information from the slides can you write a sentence or two about each part of the period of Easter?</p> <p>EG: Lent – A period of around 40 days where some Christians fast.</p>
Thursday	Reading	SPAG	Maths	Afternoon lessons
	<p>Choose a text you have been allocated on <b>Bug Club</b> Read the text and answer the comprehension questions – we will be checking!</p> 	<p>Watch: <a href="https://www.bbc.co.uk/bitesize/topics/zvwwxnb/articles/z9n73k7">https://www.bbc.co.uk/bitesize/topics/zvwwxnb/articles/z9n73k7</a></p> <p>Then complete <b>Paragraphs</b> on pages 64,65 and 66.</p>	<p>15 minutes on TT Rock Stars</p> <p>Use <b>Maths Study Guide (red book)</b> page <b>41</b> and begin at 2 minutes 58 seconds unless you want to attempt the 'Spot the Mistake.' <a href="https://classroom.thenational.academy/lessons/calculating-and-comparing-intervals-of-">https://classroom.thenational.academy/lessons/calculating-and-comparing-intervals-of-</a></p>	<p><u>Topic</u> <u>LC- Can I create a time line of events that took place in the 1920's?</u></p> <p>Task: Read the PowerPoint first. Then, look at the event cards on your screen and write them in the right order in your pink books. Now,</p>

Class 4

Timetable to follow for the Week Beginning 22<sup>nd</sup> February

			<p><a href="#">time-6gw3jc?activity=video&amp;step=1</a></p> <p>Complete <b>Time Problems</b> on page 51 in your question book. Questions 1-3 Challenge Q 4</p>	<p>create a timeline in your pink books and place events in the right date order along a timeline. You can choose up to 10 events to put on your own times line which you will make in your pink book.</p>
<b>Friday</b>	<b>Reading</b>	<b>SPAG</b>	<b>Maths</b>	<b>Afternoon lessons</b>
	<p>Comprehension Book 2 <b>The Dragonsitter's Island</b> Pages 6 &amp; 7 Read the text. Use DOG strategies to answer the questions</p> 	<p>Watch: <a href="https://www.youtube.com/watch?v=JpVTo7bTnXU">https://www.youtube.com/watch?v=JpVTo7bTnXU</a></p> <p>Then complete <b>Headings and Subheadings</b> on page 67.</p>	<p>15 minutes on TT Rock Stars</p> <p>Use <b>Maths Study Guide (red book)</b> page 44 and watch: <a href="https://classroom.thenational.academy/lessons/to-describe-2-d-shapes-based-on-their-properties-6gu32d?activity=video&amp;step=2&amp;view=1">https://classroom.thenational.academy/lessons/to-describe-2-d-shapes-based-on-their-properties-6gu32d?activity=video&amp;step=2&amp;view=1</a></p> <p>Then complete <b>Comparing 2D Shapes</b> on pages 52 – 53. Questions 1-4 Challenge Q5.</p>	<p><b>Music</b> Charanga <b><u>Design and Technology- LC: Can I research some popular teddy designs of the 1920s?</u></b></p> <p>Use the internet to research some designs for a teddy bear which a child would have played with in the 1920s. You could copy and paste your research in to the attached research file and turn it in to your teacher.</p>