

## Literacy

28.6.21

Here are some more ideas from the Story laboratory. Choose one idea from each box to invent your new episode! Write your plan in your Personal log.



### A. Where do they go?

swimming pool    cinema    bowling alley    shopping centre

### B. What is the problem?

Robots' clanking metal makes too much noise. Everyone gets cross and they are asked to leave.

Robert's skewer hand gets stuck in the bowling ball and he throws himself down the alley.

Managers say they are frightening children so they are asked to leave.

Realise they will go rusty if they get wet so daren't go in the water.

Robots set off metal detectors and they are not allowed in.

## Literacy

### **C. How do they react?**

miserable    silly    furious    embarrassed    angry  
irritated    frustrated    foolish    upset

### **D. What happens on the way home?**

They spot a skip full of rubbish. Sort out useful things for Callum to use.

They see a fancy dress parade. No one realises they are real robots and they let them join in.

They see bags of clothes outside a charity shop. They help to sort, wash and iron them.



29.6.21 + 30.6.21

File  
7.4

## Role-play and dialogue



Robert and Nita have been clearing up Callum's and Shannon's bedrooms as usual. Robert has secretly been getting a bit bored with all the cleaning and annoyed at Callum's messy ways. He doesn't know that Nita has also begun to get annoyed and frustrated at clearing up Shannon's clutter and jumble. They meet up for a chat and start to tell each other how they feel...

Take on the roles of Robert and Nita and talk about:

- how fed up you are
- why you are fed up
- what you could do about it.

Literacy




2.7.21

File  
8.1

## Build a story 2



### Build up

Robert and Nita and were **not just** fed up, **they were** bored out of their metal minds! They were sick and tired of cleaning filthy, disgusting bedrooms. They needed a change and a day out was just the thing...

The problem was that they were not sure where humans went on day trips.

They looked at some leaflets and decided on two places to visit.

"What fun it will be!" said Nita and they talked about what they would see and do.

After much preparation, the two robots were ready to set off.

I've used the 'Not just...' sentence we built here to make the opening more interesting.

I've added an opening bit of speech for Nita to show her excitement and a bit about them getting ready to show how important and special the day is to them.

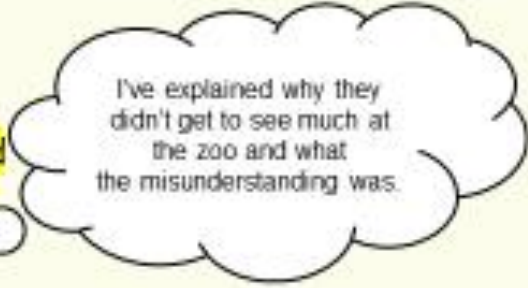
Highlights

Next

### Problem 1

The first visit, to the zoo, was a disaster.

All the animals were so frightened by the sound and sight of what they thought were metal monsters, that they hid and were nowhere to be seen.



I've explained why they didn't get to see much at the zoo and what the misunderstanding was.

Then there was a misunderstanding when Robert decided the chimps' enclosure was looking messy and climbed inside to do a spot of tidying.


An angry zoo keeper threw them out.

Highlights

Next

### Problem 2

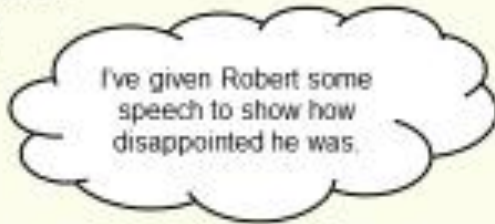
The second visit was to the local beach but that didn't work out as planned, either. The sand got into the metal joints on their feet and they could hardly move.



I've explained why the beach visit didn't work out.

### Reaction

"Well, that was disappointing," said Robert and they set off for home.



I've given Robert some speech to show how disappointed he was.

Highlights

Next

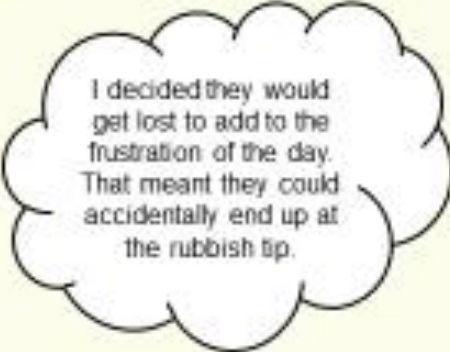
### Resolution

On the way home they got lost and ended up at the local rubbish tip and recycling centre.


They watched how the rubbish was washed, crushed, stacked and sorted.

Then they got stuck in. They realised they loved cleaning and organising things best of all.

Robert and Nita were happy at last.



I decided they would get lost to add to the frustration of the day. That meant they could accidentally end up at the rubbish tip.



I wanted a happy ending so I made sure they enjoyed themselves helping at the tip and recycling centre!

Highlights

## Literacy

<b>Build up</b> (write your <b>Build a sentence</b> and your <b>dialogue</b> here)	
<b>Problem 1</b>	
<b>Problem 2</b>	
<b>How did you react?</b>	
<b>Resolution</b>	