

# Inverted commas


(Speech Marks)




How do we know that **Sam** is talking?

Hello!


Sam



Ben



## Speech bubbles!



That's right! It's easy to spot when someone is talking in an illustration because the artist uses speech bubbles. This is common in comics.

How do we show dialogue between characters in written stories though...



How do we show speech in written text?

Let's imagine...

Hello! exclaimed Sam as he spotted his friend.

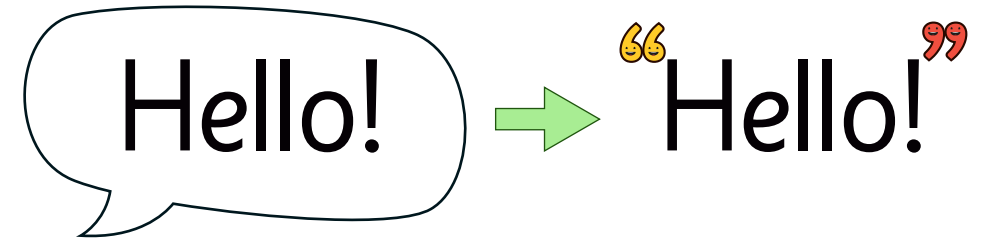
He hadn't seen him for weeks now! It was great to finally meet up again.

Hi, Sam! It's good to see you. replied Ben with

a smile across his face. What adventures they had to look forward to!

Stories would be very strange if dialogue remained in speech bubbles like this.

Instead, we simply burst the speech bubble and put inverted commas around what's inside.



Inverted commas/speech marks = a speech bubble

“ ”



## Your turn

Here are two characters from famous fairy tales.  
Burst the speech bubble and put the inverted commas around the speech.



Just right!

Just right! said Goldilocks.



Come on in!

Come on in! cackled the evil witch.



# Answers

The first set of inverted commas go before the speech and the last pair come after! Did you get it right?



Just right!

“Just right!” said Goldilocks.



Come on in!

“Come on in!” cackled the evil witch.



## When do we keep things the same?

Who is there?

Prince Charming!



If the punctuation mark inside of the speech bubble ends with an **exclamation mark** or a **question mark**, just go ahead and burst the bubble and add inverted commas.

“Who is there?” called Rapunzel.

“Prince Charming!” he replied with a bellowing voice.



# When do we have to do something different?

You're so brave.

I'm here.




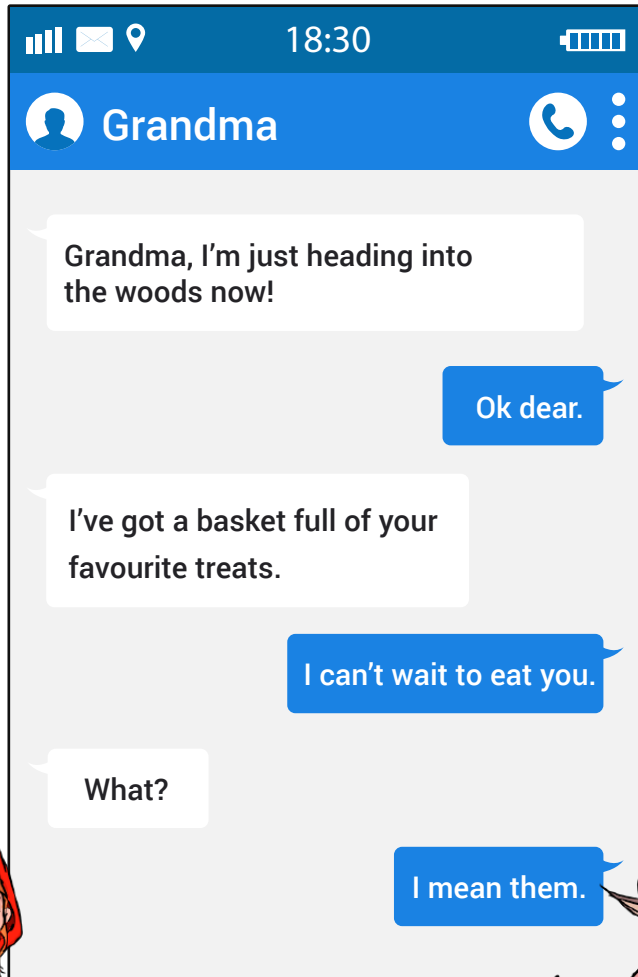
If the punctuation mark inside of the speech bubble ends with a **full stop**, you have to replace it with a **comma**.

“I'm here.” he replied

“You're so brave,” blushed Rapunzel.



## Your turn



Here is the dialogue between two characters.

Using what you have learned so far, rewrite the dialogue placing the inverted commas in the correct place. Remember to change a full stop to a comma if it is in the speech bubble.

Grandma, I'm just heading into the woods now exclaimed Red.

Ok dear replied Granny.

I've got a basket full of your favourite treats smiled the young girl.

I can't wait to eat you chuckled Granny.

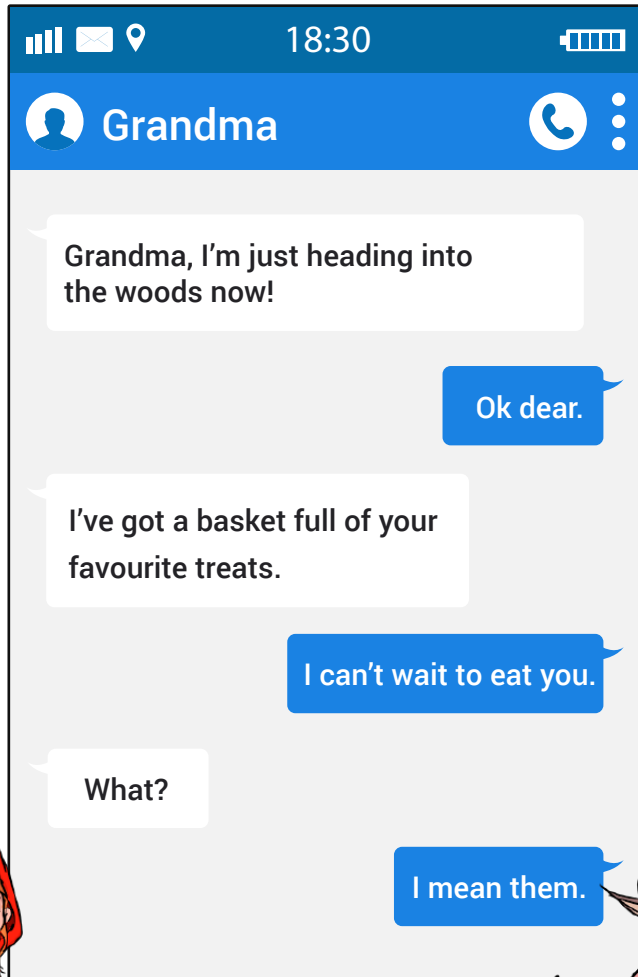
What asked Red with a confused look on her face.

I mean them replied her Granny with a sheepish look.



# Answers

Let's take a look at the answers together.



“Grandma, I’m just heading into the woods now!” exclaimed Red.

“Ok dear,” replied Granny.

“I’ve got a basket full of your favourite treats,” smiled the young girl.

“I can’t wait to eat you!” chuckled Granny.

“What?” asked Red with a confused look on her face.


“I mean them,” replied her Granny with a sheepish look.

Remember to check the punctuation inside of the inverted commas.  
Did you use a comma when the original speech used a full stop?



## Let's check our understanding!

- a) “Welcome home”! he announced as she walked through the door.
- c) “Where has she gone?” asked Clare with a look of confusion.



I just know that all of my sentences are correct!

Prove him wrong.



## Challenge

- a) “Welcome home”! he announced as she walked through the door.
- b) “It just isn’t fair.” frowned Susie with her arms crossed.
- c) “Where has she gone?” asked Clare with a look of confusion.

Write a sentence explaining what has gone wrong in a, b or c.



## Answers

**a)** “Welcome home!” he announced as she walked through the door.

The exclamation mark should be inside the inverted commas.

**b)** “It just isn’t fair,” frowned Susie with her arms crossed.

The full stop should be turned into a comma.


**c)** Where has she gone?” asked Clare with a look of confusion.

The first pair of inverted commas is missing from the beginning.



Thanks for your help  
explaining that to me!

You're welcome!



# Challenge

Use everything you have learned so far to complete the independent task.

Circle the mistake:

“Hansel, I don’t want to go anywhere near that house.” whispered Gretel with wide eyes.

Explain why it is wrong:

---



---

 grammarsaurus.co.uk

---

Circle the mistake:

“Hansel, I don’t want to go anywhere near that house.” whispered Gretel with wide eyes.

Explain why it is wrong:

---



---

 grammarsaurus.co.uk

---

Circle the mistake:

“Hansel, I don’t want to go anywhere near that house.” whispered Gretel with wide eyes.

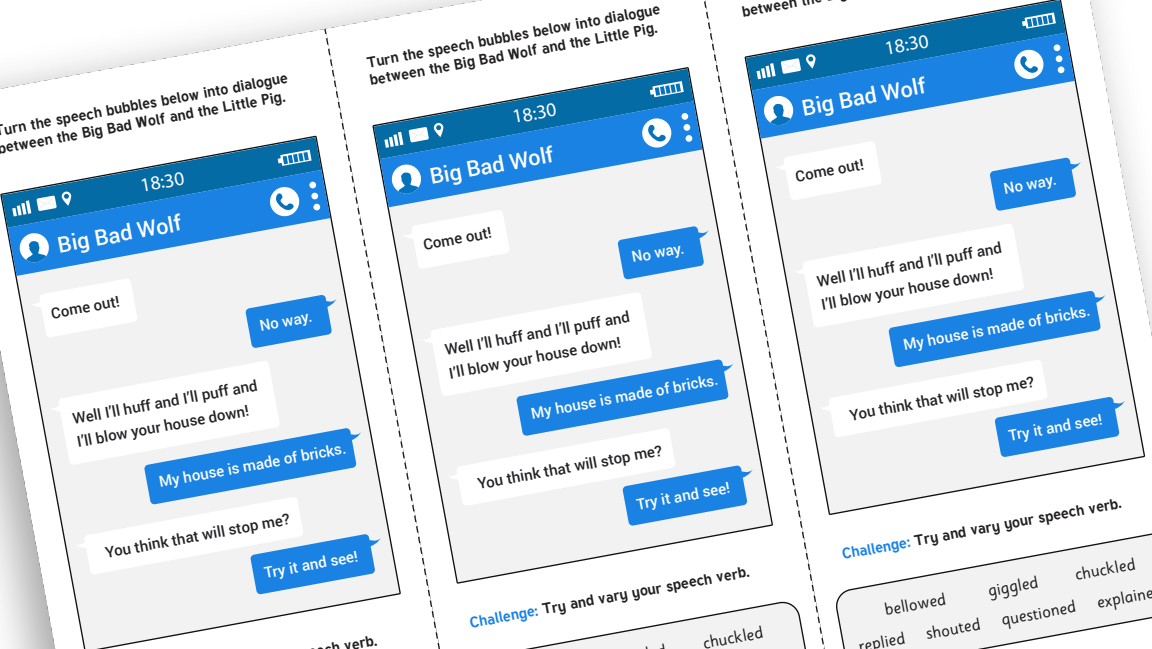
Explain why it is wrong:

---



---

Turn the speech bubbles below into dialogue between the Big Bad Wolf and the Little Pig.



18:30  
Big Bad Wolf

Come out!

No way.

Well I'll huff and I'll puff and I'll blow your house down!

My house is made of bricks.

You think that will stop me?

Try it and see!

Challenge: Try and vary your speech verb.

bellowed giggled chuckled  
replied shouted questioned explained

grammarsaurus.co.uk

18:30  
Big Bad Wolf

Come out!

No way.

Well I'll huff and I'll puff and I'll blow your house down!

My house is made of bricks.

You think that will stop me?

Try it and see!

Challenge: Try and vary your speech verb.

bellowed giggled chuckled  
replied shouted questioned explained

grammarsaurus.co.uk

18:30  
Big Bad Wolf

Come out!

No way.

Well I'll huff and I'll puff and I'll blow your house down!

My house is made of bricks.

You think that will stop me?

Try it and see!

Challenge: Try and vary your speech verb.

bellowed giggled chuckled  
replied shouted questioned explained

grammarsaurus.co.uk