

Earth Day

Earth Day Art Project





Aim

To recreate a landscape painting in the style of **David Hockney**.

David Hockney

- Hockney is a British born, contemporary artist.
- He was born in Bradford, England, in 1937.
- He experimented with a variety of styles over sixty years including paint, photography and digital media.
- His work includes portraits and still-life, but also landscape painting.

After living in America, Hockney returned to England in the late 1990s. Living in Yorkshire, he admired the landscapes around him for their subtlety of colour. His painting became focused on **colour, shape, pattern** and **texture**.

Some aspects of a picture will be flat and without tone, but in other parts, Hockney uses brush strokes or dashes and dabs.

Take a look at some landscape paintings by David Hockney. What do you think of them?



A Bigger Grand Canyon



Photo courtesy of Phil Evans (@flickr.com) - granted under creative commons licence – attribution

Look at the painting, *A Bigger Grand Canyon*



How do you think the artist achieved this range of colour?

Where in the world do you think Hockney painted in this image?

What effect do the contrasting colours create?

The Road Across The Wolds



Photo courtesy of Phil Evans (@flickr.com) - granted under creative commons licence – attribution

Look at the painting, *The Road Across The Wolds*

Do you like this painting? Why?

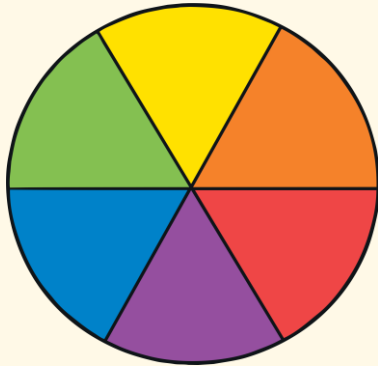
Where in the world do you think this picture is depicting?

How did the artist achieve perspective?

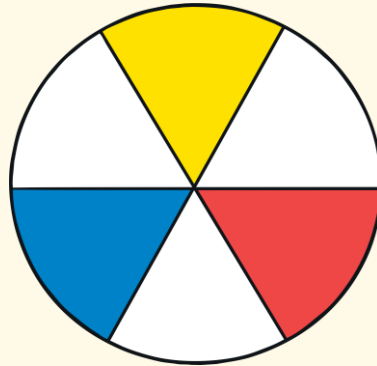
Look at the shades of green. Are they all the same?



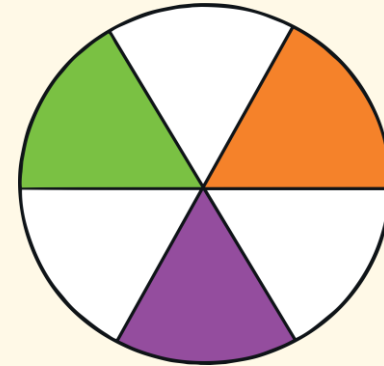
Colour Mixing Activity



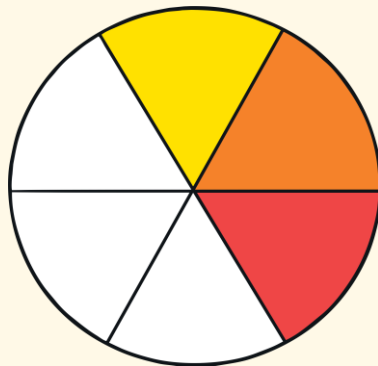
Colour Wheel



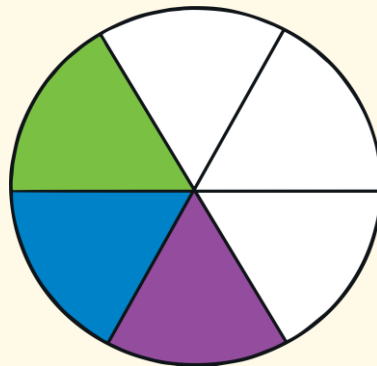
Primary Colours



Secondary Colours



Warm Colours



Cool Colours



Contrasting and
Complementary Colours

Now you understand a little about colour mixing, you can share your thoughts on the painting *A Bigger Grand Canyon* by David Hockney?

How has the artist used...



...warm colours?

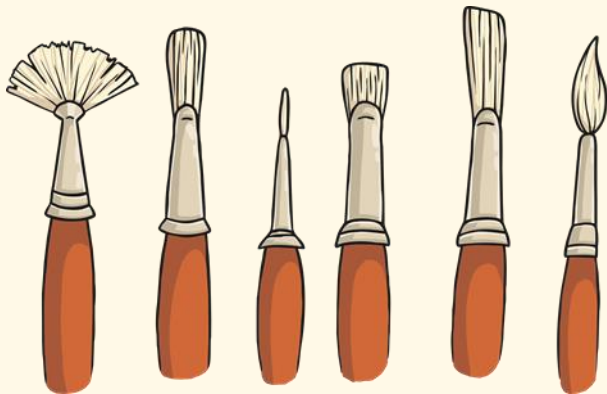
...contrasting colours?

...cold colours?

Lesson 2


To add depth and texture to his landscape painting, **David Hockney** used different techniques:

- a spectrum of one colour;
- tools or brushstrokes to add detail.



Where can you see evidence of these techniques on the painting *The Road Across The Wolds*?

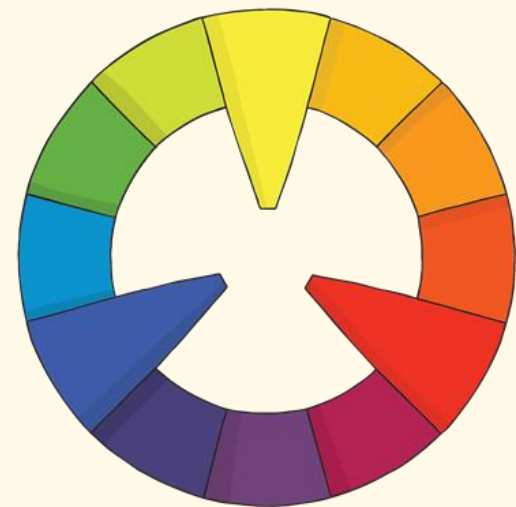
Using One Colour Spectrum to Add Texture



Remember your work on the **colour wheel** from last lesson.


Choose two primary colours and experiment with mixing different combinations to achieve a variety of **shades**.

You could use a **colour swatch** and try to match the colours exactly.



Using One Colour Spectrum to Add Texture

Using different shades you create, can you investigate with brush strokes and tools to develop texture?



You could use toothpicks, a dry brush or a toothbrush.

What different effects and details can you achieve?

Lesson 3

When David Hockney returned to live in England, he became intrigued by the countryside in East Yorkshire.

Look at the following landscape pictures.

- What do they show?
- What colours could you pick out?
- Which contrasting colours might work best?
- Which parts would you choose to add details to?



If possible, you could go outside and photograph the landscape around you.







Photo courtesy of stanze, Artur (RUS) Potosi, LOSTIR, Crystal (@flickr.com) - granted under creative commons licence – attribution

Painting Practice





Aim

To recreate a landscape painting in the style of **David Hockney**.



twinkl